

LESSON 1

MAKE A PHONE CALL

1 VOCABULARY Tourist attractions and activities




ROSA DELGADO

@RosaD

Hey, New York friends! I'll have a free day in your city this Sunday. What should I do?



A ▶ 07-01 Listen. Then listen and repeat.



a theme park



a monument




a tourist information booth



a square



take a tour




watch a game




a street market




a museum




a stadium



a theater



see a show



walk around

B **PAIRS** Which items in 1A are places to go? Which are things to do?

C **PAIRS** How many of the places in 1A can you name in your city?

We have two theaters in our city: the Mag Theater and the Court Theater.

2 SPEAKING

A ▶ 07-02 Notice how we talk on the phone. Then listen and repeat.

Answering the phone

TSW Design. This is Paul O'Dell.

Hello. This is Paul. How may I help you?

Calling someone

Hi, Paul. This is Ann Wheeler. How are you?

Hello. This is Ann Wheeler. May I speak to Jeff Schultz?

Ending a call

Well, I should go. Bye.

Nice talking to you. Take care.

Ending a message

Could you call me back? Thanks.

I hope to hear from you soon. Bye.

B ▶ 07-03 Listen. In each conversation, what are the people doing? Circle the correct numbers.

Answering the phone 1 2 3 4 5 6

Calling someone ☒ 1 2 3 4 5 6

Ending a call 1 2 3 4 5 6

Ending a message ☒ 1 2 3 4 5 6

C ▶ 07-04 Listen. Circle the words you hear.

1. *Could you / I hope you* call me back, please?
2. *This is / I'm* Nancy Corbin.
3. Well, I should *go / call you*.

4. *Nice talking to you. / I should go.*
5. *Could I / I hope to* hear from you soon.
6. How may I *help you / speak with* Nancy Corbin?



3 PRONUNCIATION

- A** ▶ 07-05 Listen. Notice the way we link the words together. Then listen and repeat.

/y/ Hi, Abby.

/w/ How are you?

/y/ May I speak to Jeff?

/w/ Can I ask you a question?

Linking a vowel to a vowel

We link words together when we speak. When one word ends in a vowel sound and the next word begins with a vowel sound, we do not stop between the words. We often add a short /y/ or /w/ sound to link the words together smoothly.

- B** ▶ 07-06 Listen. Complete the sentences with the words you hear.

Then listen and mark the /y/ and /w/ links. Check your work with a partner.

- How long will you _____ New York?
- How _____ get to Central Park?
- Should we go _____ museum?
- Turn right at the corner and you'll _____.
- _____ three days.
- Good idea. We can also _____ play.

- C** **PAIRS** Match the questions and answers in 3B. Practice the short conversations.

4 CONVERSATION



- A** ▶ 07-07 Listen or watch. Circle the correct answers.

- Rosa is *coming to* / *leaving* New York on Sunday morning.
- Rosa needs advice about *places to stay* / *things to do*.
- Rosa will go to a *museum* / *street market* on Sunday.



- B** ▶ 07-08 Listen or watch. Complete the conversation.



Emma: Hi, Rosa! _____?

Rosa: Great, thanks. So, I'm coming to New York on Sunday. What do you think I should do?

Emma: You should go to a **street market**.

Rosa: That sounds like fun.

Emma: You can also **see a show** or **walk around** the city.



- C** ▶ 07-09 Listen and repeat. Then practice with a partner.

- D** **PAIRS** Make new conversations. Use these words or your own ideas.

a museum
watch a game
take a tour of

5 TRY IT YOURSELF

ROLE PLAY Student A: Student B is coming to your city. Student B: You want to learn about things to do on your visit. Role play a phone call. Talk about things to do. Then end the call.

A: Hello.

B: Hi, Li. This is Chen.

A: Hi, Chen! How are you?

B: Great! I have a question. When I come to Shanghai, what should I do?

■ I CAN MAKE A PHONE CALL.

